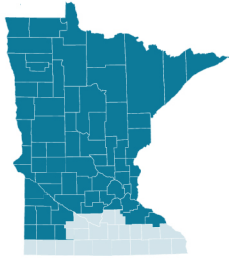


Minnesota Immigrant Contributions

1st Congressional District



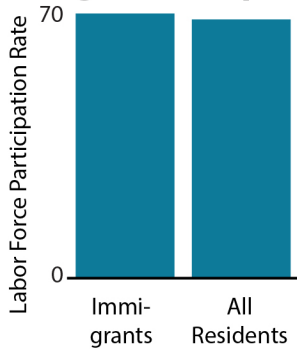
Minnesota's First Congressional District comprises these counties in whole or in part: Blue Earth, Brown, Cottonwood, Dodge, Faribault, Fillmore, Freeborn, Houston, Jackson, Le Sueur, Martin, Mower, Nicollet, Nobles, Olmsted, Rice, Rock, Steele, Waseca, Watonwan, Winona.

Total Population **667,238**

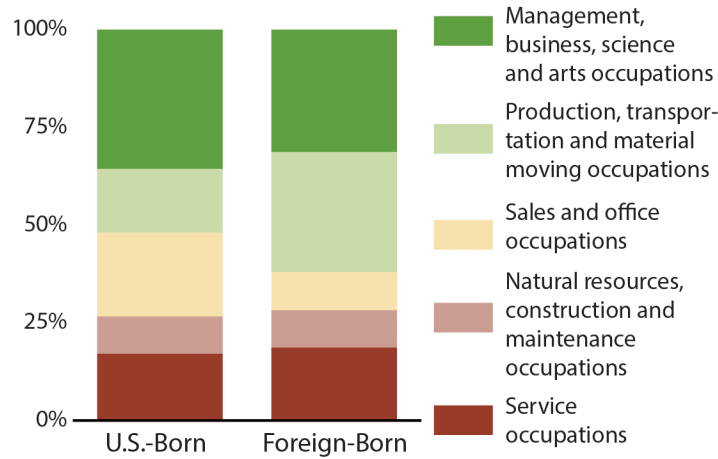
Demographic Snapshot of Immigrants in the First Congressional District

Total Foreign-Born Population **39,147**

Immigrants help drive the economy.



71 percent of immigrants in the First District are in the labor force, about the same rate as for all adults in the district.



Immigrants work in many occupations, both low- and high-wage, but are less likely to work in the highest-wage occupations than U.S.-born workers.

\$46,543 median household income for immigrants.

\$56,192 median household income for all households.

6 percent of the population is foreign-born



41 percent of the foreign-born are naturalized citizens



28 percent of immigrants have a 4-year college degree or higher, similar to the rate of 27 percent for all First District Minnesotans.



12 percent of U.S.-born citizen children live in immigrant families.



Immigrants are important voices for our future.

14,892 Naturalized citizen voting age population

High levels of educational attainment paired with high numbers of immigrants in low-wage jobs suggest that immigrants' skills are not being fully utilized in our economy.

See immigrant contributions for all Minnesota Congressional Districts at www.mnbudgetproject.org/immigration

Minnesota Budget Project Analysis of U.S. Census American Community Survey 2011-2015 data