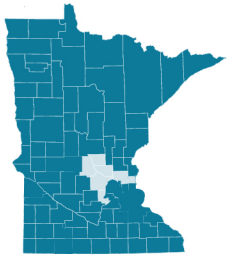


Minnesota Immigrant Contributions

6th Congressional District



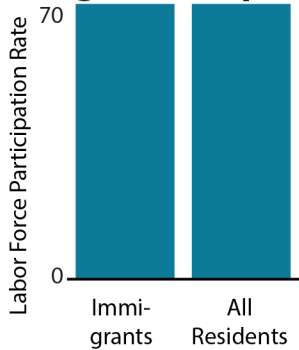
Minnesota's Sixth Congressional District comprises these counties in whole or in part: Anoka, Benton, Carver, Sherburne, Stearns, Washington, Wright.

Total Population **681,284**

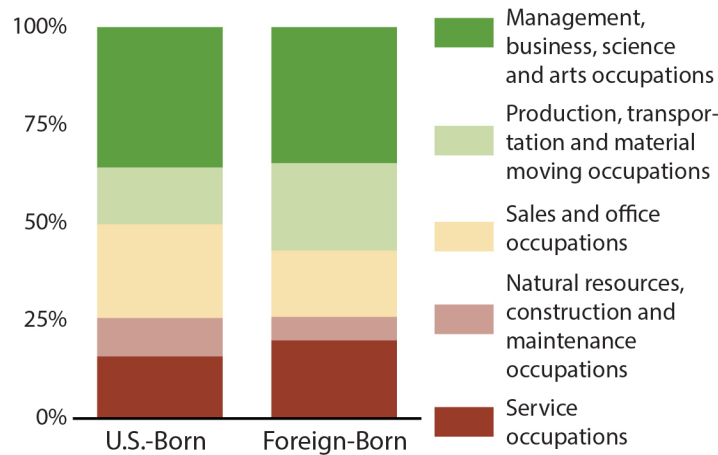
Demographic Snapshot of Immigrants in the Sixth Congressional District

Total Foreign-Born Population **28,435**

Immigrants help drive the economy.



74 percent of immigrants in the Sixth District are in the labor force, the same rate as for all adults in the district.



Immigrants work in many occupations, with a large share in both low- and high-wage occupations.

\$58,251 median household income for immigrants.

\$71,558 median household income for all households.

4 percent of the population is foreign-born



57 percent of the foreign-born are naturalized citizens



33 percent of immigrants have a 4-year college degree or higher, similar to the rate of 29 percent for all Sixth District Minnesotans.



8 percent of U.S.-born citizen children live in immigrant families.



Immigrants are important voices for our future.

14,006 Naturalized citizen voting age population

A high workforce participation rate and a relatively high median income suggest that immigrants are contributing greatly to this district's economy.

See immigrant contributions for all Minnesota Congressional Districts at www.mnbudgetproject.org/immigration

Minnesota Budget Project Analysis of U.S. Census American Community Survey 2011-2015 data