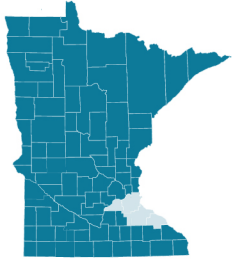


Minnesota Immigrant Contributions

2nd Congressional District



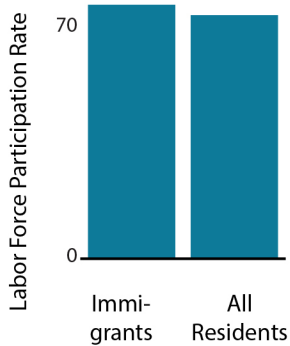
Minnesota's Second Congressional District comprises these counties in whole or in part: Dakota, Goodhue, Rice, Scott, Wabasha, Washington.

Total Population **681,358**

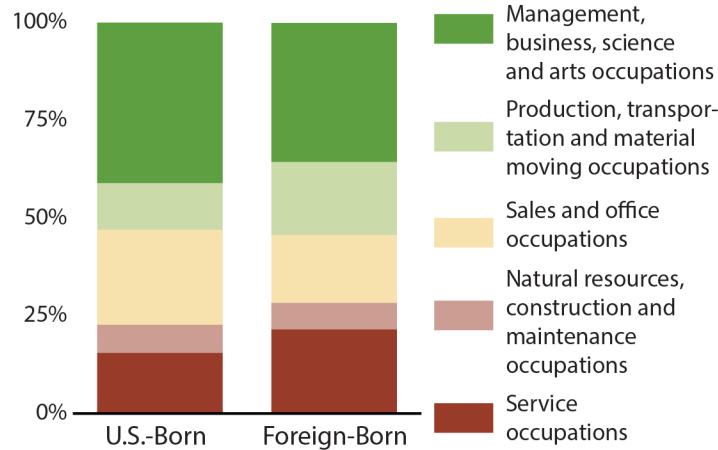
Demographic Snapshot of Immigrants in the Second Congressional District

Total Foreign-Born Population **53,347**

Immigrants help drive the economy.



77 percent of immigrants in the Second District are in the labor force, a slightly higher rate than for all adults in the district.



Immigrants work in many occupations, both low- and high-wage, but are slightly more likely to work in the lowest-wage occupations than U.S.-born workers.

\$61,806 median household income for immigrants.

\$75,564 median household income for all households.

8 percent of the population is foreign-born



54 percent of the foreign-born are naturalized citizens



36 percent of immigrants have a 4-year college degree or higher, similar to the rate of 38 percent for all Second District Minnesotans.



15 percent of U.S.-born citizen children live in immigrant families.



Immigrants are important voices for our future.

26,514 Naturalized citizen voting age population

A high workforce participation rate and high median income show that immigrants are contributing greatly to this district's economy.

See immigrant contributions for all Minnesota Congressional Districts at www.mnbudgetproject.org/immigration

Minnesota Budget Project Analysis of U.S. Census American Community Survey 2011-2015 data