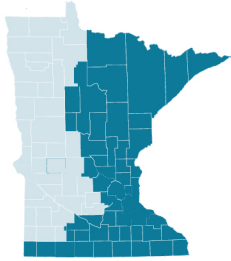


Minnesota Immigrant Contributions

7th Congressional District



Minnesota's Seventh Congressional District comprises these counties in whole or in part: Becker, Beltrami, Big Stone, Chippewa, Clay, Clearwater, Cottonwood, Douglas, Grant, Kandiyohi, Kittson, Lac Qui Parle, Lake of the Woods, Lincoln, Lyon, Mahnomon, Marshall, McLeod, Meeker, Murray, Norman, Otter Tail, Pennington, Pipestone, Polk, Pope, Red Lake, Redwood, Renville, Roseau, Sibley, Stearns, Stevens, Swift, Todd, Traverse, Wilkin, Yellow Medicine.

Total Population **663,049**

Demographic Snapshot of Immigrants in the Seventh Congressional District

Total Foreign-Born Population **18,847**

3 percent of the population is foreign-born



38 percent of the foreign-born are naturalized citizens



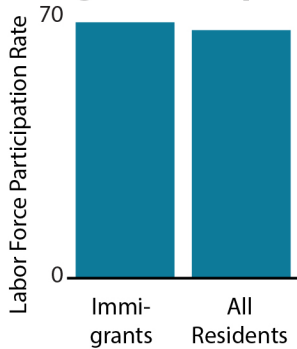
18 percent of immigrants have a 4-year college degree or higher, which is lower than the rate of 21 percent for all Seventh District Minnesotans.



6 percent of U.S.-born citizen children live in immigrant families.



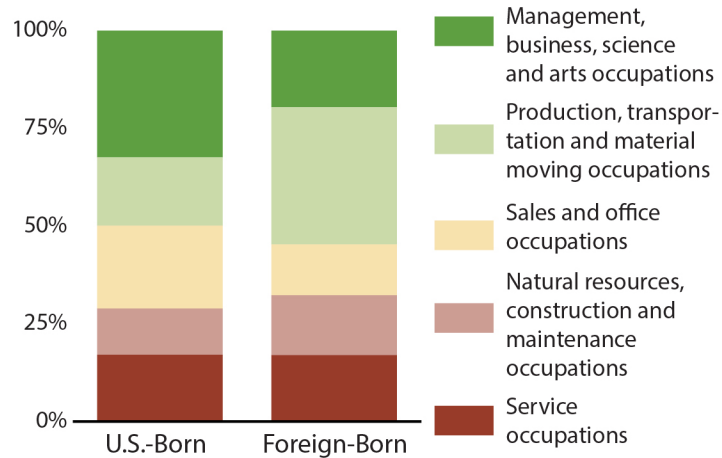
Immigrants help drive the economy.



69 percent of immigrants in the Seventh District are in the labor force, similar to the rate for all adults in the district.

\$39,598 median household income for immigrants.

\$51,591 median household income for all households.



Immigrants work in many occupations, both low- and high-wage, but are more likely to work in production than other Minnesotans.

Immigrants are important voices for our future.

6,330 Naturalized citizen voting age population

Immigrants are working at a high rate and filling important low- and moderate-wage jobs in this district's economy.

See immigrant contributions for all Minnesota Congressional Districts at www.mnbudgetproject.org/immigration

Minnesota Budget Project Analysis of U.S. Census American Community Survey 2011-2015 data